

MACH 3 - WIZARD LIST

PG	Function Name	Description	Author
2	4th Axis Digitize	Creates Digitizing Program	Art Fenerty
2	Andys Circle Routines	Circular Routines	Andy Shinosky
2	Angle slot 2v4	Angle Slot Cutter Rev. 2.4	Jeff Elliott
3	Circle Center	Circle Center v1	German Bravo
3	Circular bolt pattern	Drill Circular Bolt Pattern	Brian Barker
3	Circular Pocket	Cut a Circular Pocket	Brian Barker
4	CopyCat	Jog and Learn for Router	Newfangled Solutions
4	Cut Arc	Cut Arc	Brian Barker
4	Cut Circle	Cut Circle	Kiran
5	Cut spline or gear	Gears and Splines	Brian Barker / updated
5	Digitize Wizard	Creates Digitizing Program	Art Fenerty
5	Feeds and Speeds	Speed and Feed Calculator	Brian Barker
6	Key way	Slot and Keyway	Brian Barker
6	Milling 2D	Milling 2D with radius linking	Olivier ADLER
6	Multi Pass	Multi Pass File Converter Rev1	Newfangled Solutions
7	Nesting	Nesting Wizard	Olivier ADLER
7 & 8	Newfangled282	A Suite of Handy Wizards	Newfangled Solutions
9	Offset Setup	No Description	Brian Barker
9	Pocket Cutting	Rectangular Pocketing	Brian / Kuran
9	PowerFeed XY	Power feed for X and Y Axis	Newfangled Soutlions
10	Rectangular Bolt Pattern	Drill Rectangular Bolt Pattern	Brian Barker
10	Rectangular Pocket	Cut a Rectangular Pocket	Brian Barker
10	Row Bolt Pattern	Row Hole Pattern	Brian Barker
11	Shapes	Shapes 2D v2	German Bravo
11	Side Cleaning - Full Depth	Side Clean - Full Depth	Kiran
11	Side Slotting	Side Slotting	Kiran
12	Slot Cutting	Slot Cutting	Brian / Kiran
12	Slotting Thru	Slotting Thru in X and Y	Kiran
12	Surface	Surfacing with Tool down in X	Kiran
13	Surfacing with tool down in X Surfacing with Tool down in X	Surfacing with tool down in X Surfacing with Tool down in X	Kiran
13	Surfacing with tool down in Y Surfacing with Tool down in Y	Surfacing with tool down in Y Surfacing with Tool down in Y	Kiran
13	Thread Milling	Thread Milling	Brian Barker
14	Write	Text Engraving v4	German Bravo

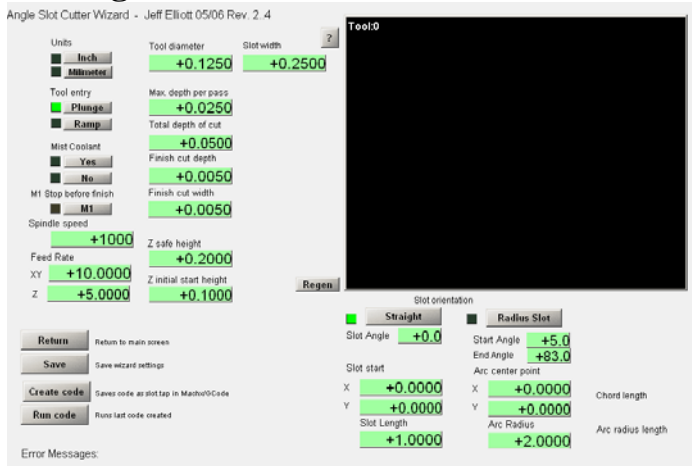
4th Axis Digitize



Andys Circle Routines

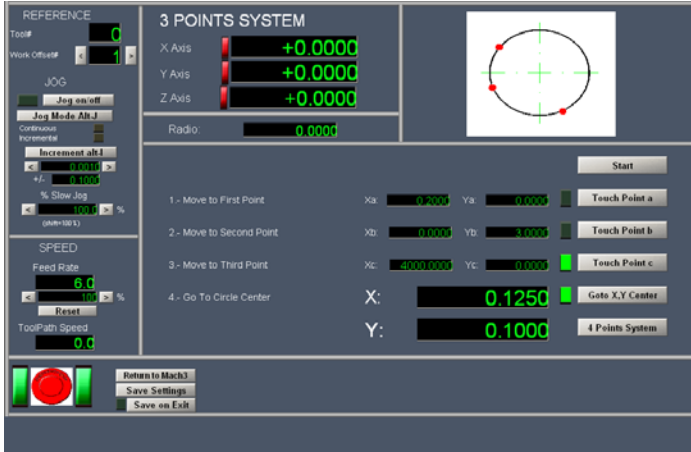


Angle slot 2v4

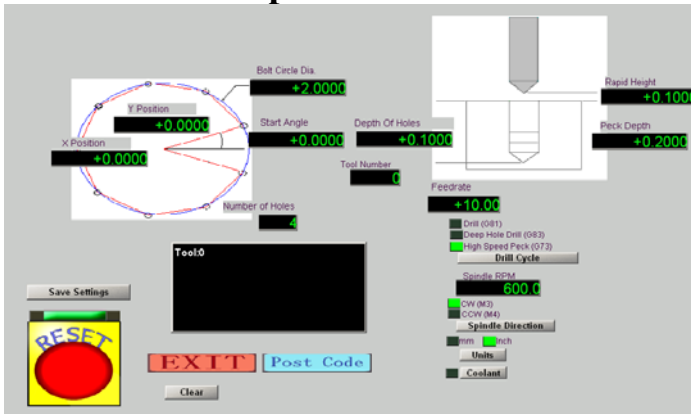


Circle Center

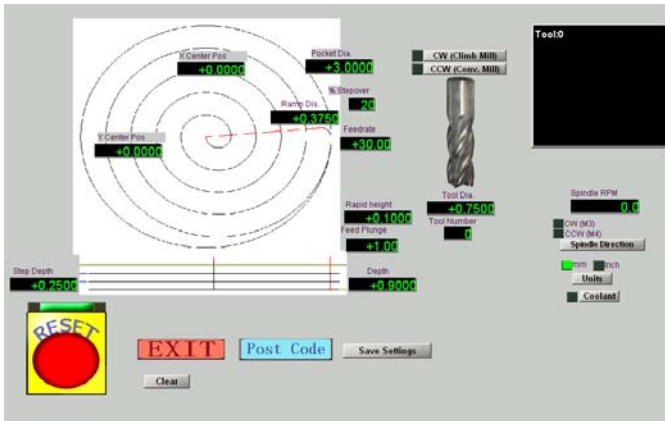
MACH 3 - WIZARD LIST



Circular bolt pattern

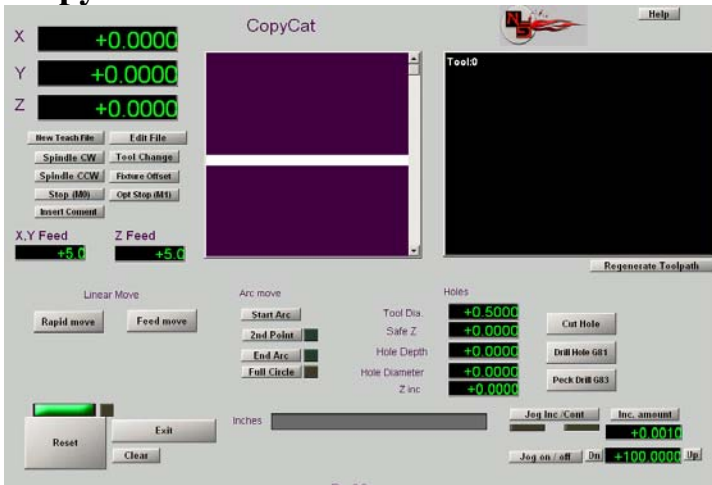


Circular Pocket

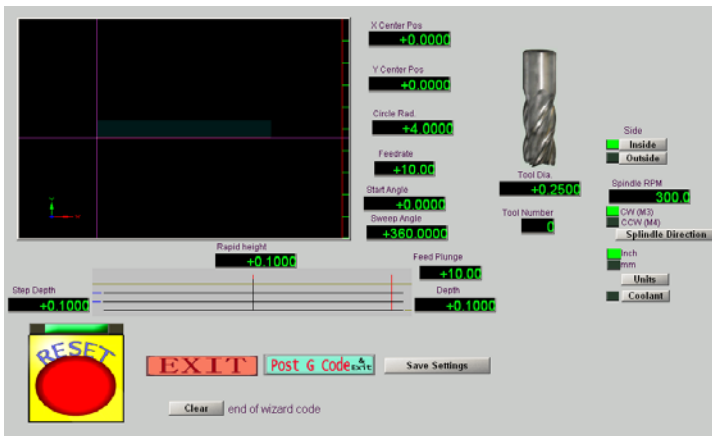


MACH 3 - WIZARD LIST

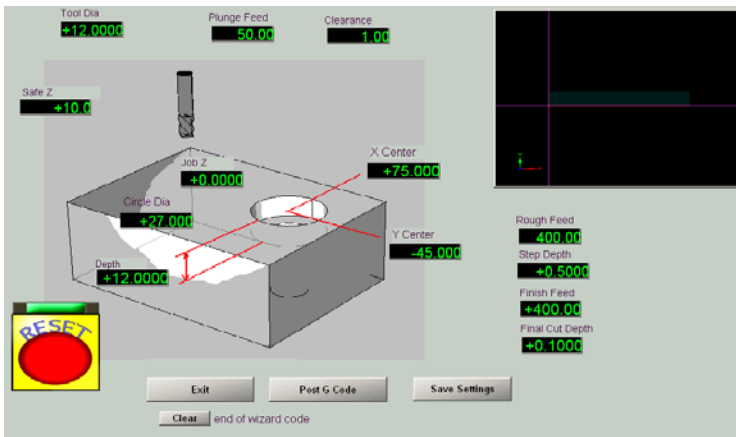
CopyCat



Cut Arc



Cut Circle



Rectangular Bolt Pattern

Rectangular Pocket

Row Bolt Pattern

Cut spline or gear

Digitize Wizard

Feeds and Speeds

MACH 3 - WIZARD LIST

Key way

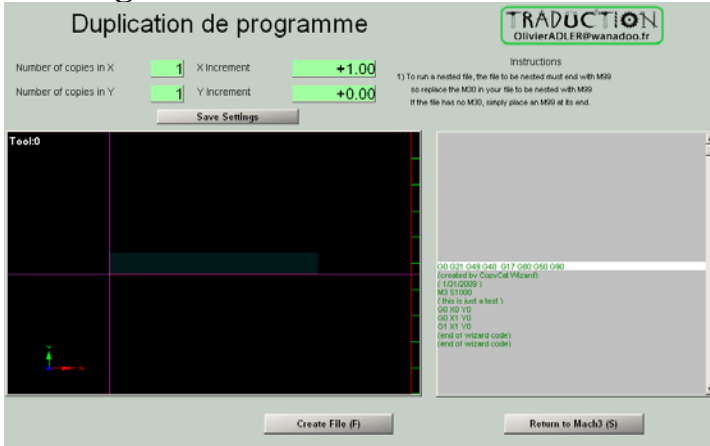
Milling 2D

Origine	X	Y	R
1	+0.000	+0.000	0.000
2	+1.000	+0.000	0.000
3	+0.000	+1.000	0.000
4	+2.000	+0.000	0.000
5	+2.000	+0.000	0.000
6	+1.000	+0.000	0.000
7	+0.000	+0.000	0.000
8	+0.000	+0.000	0.000
9	+0.000	+0.000	0.000
10	+0.000	+0.000	0.000
11	+0.000	+0.000	0.000
12	+0.000	+0.000	0.000
13	+0.000	+0.000	0.000
14	+0.000	+0.000	0.000
15	+0.000	+0.000	0.000
16	+0.000	+0.000	0.000
17	+0.000	+0.000	0.000
18	+0.000	+0.000	0.000
19	+0.000	+0.000	0.000
20	+0.000	+0.000	0.000

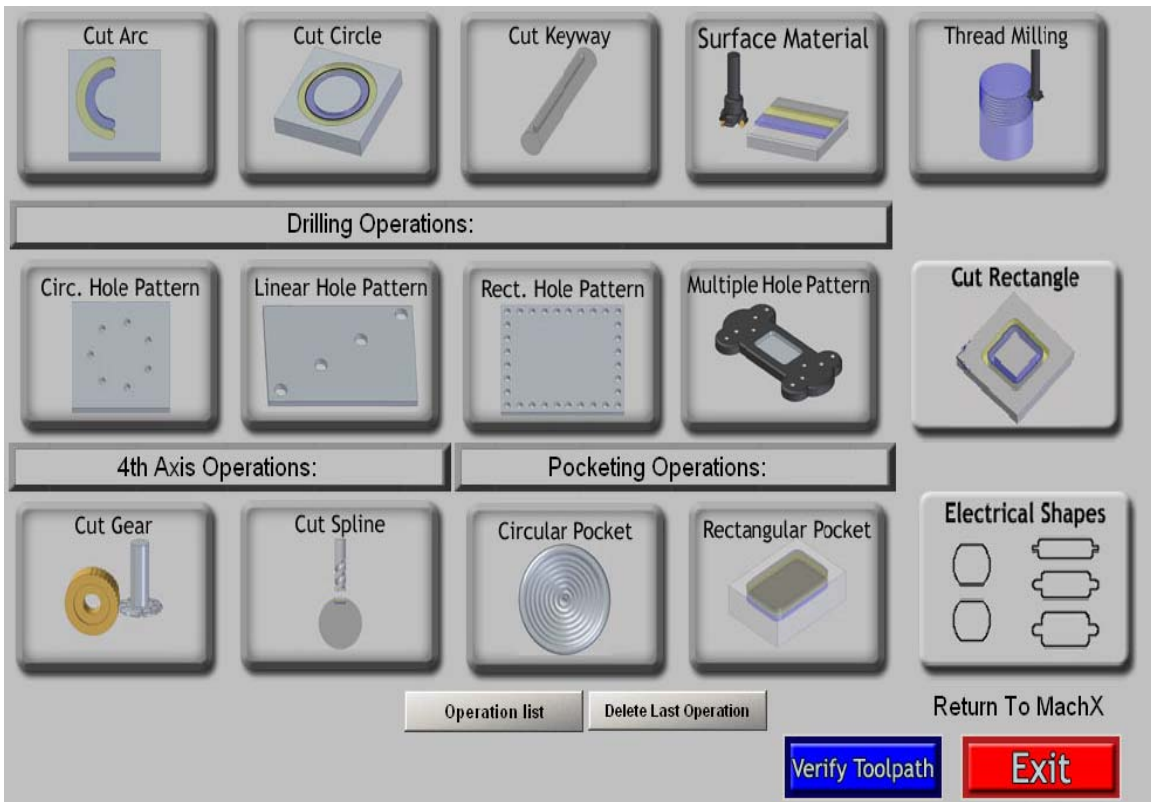
Multi Pass FILE CONVERTER

MACH 3 - WIZARD LIST

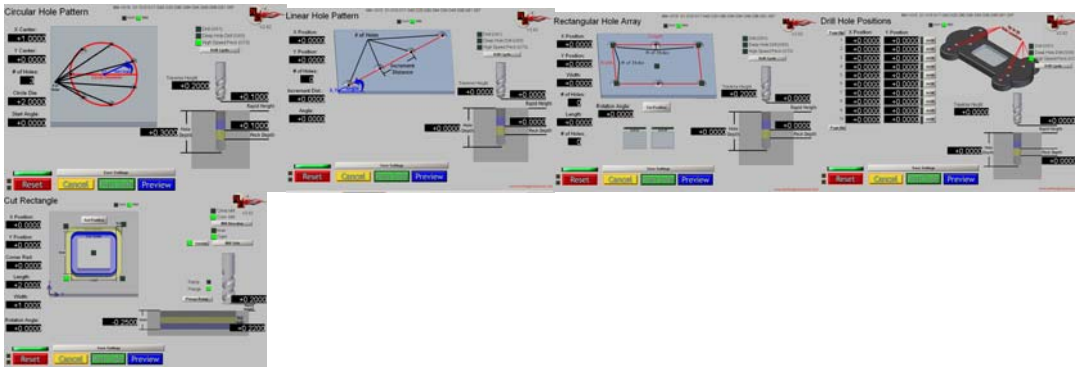
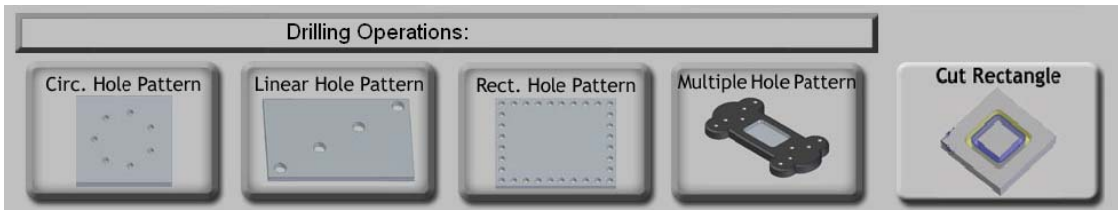

Nesting



NEWFANGLED / Newfangled version 282



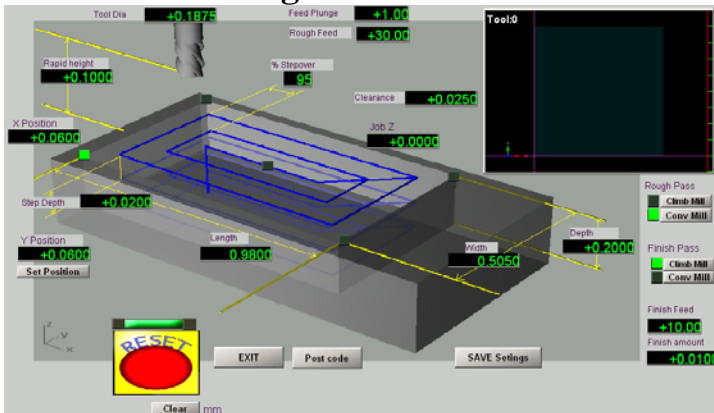
MACH 3 - WIZARD LIST



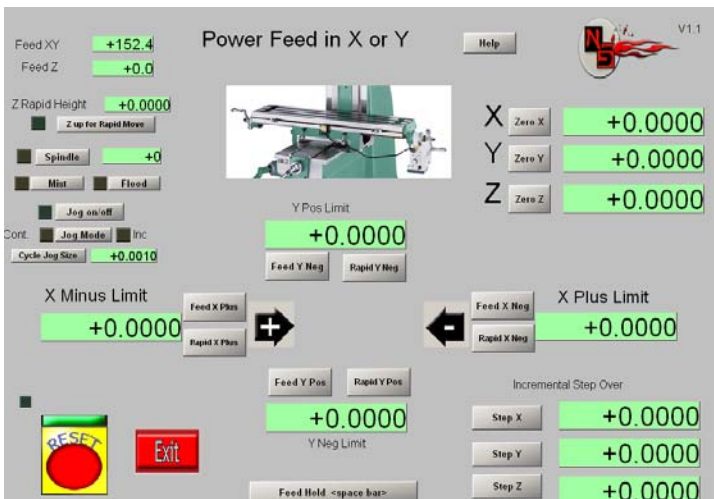
Offset Setup



Pocket Cutting

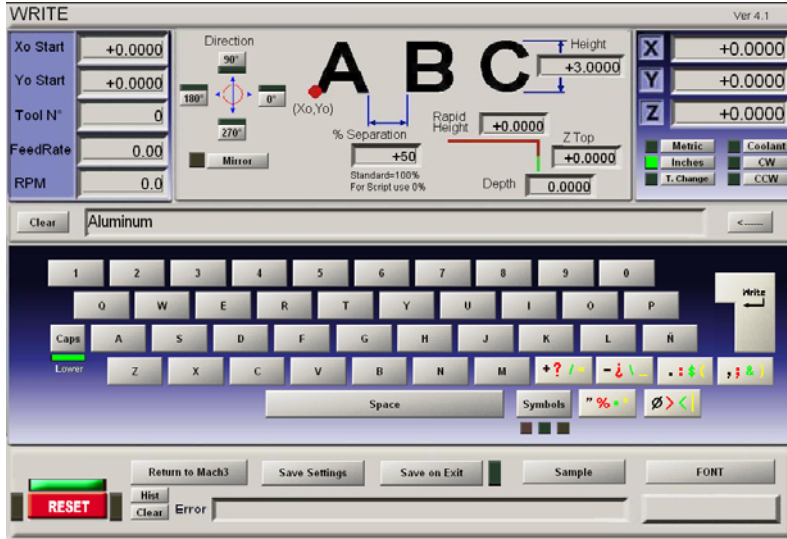


PowerFeed XY



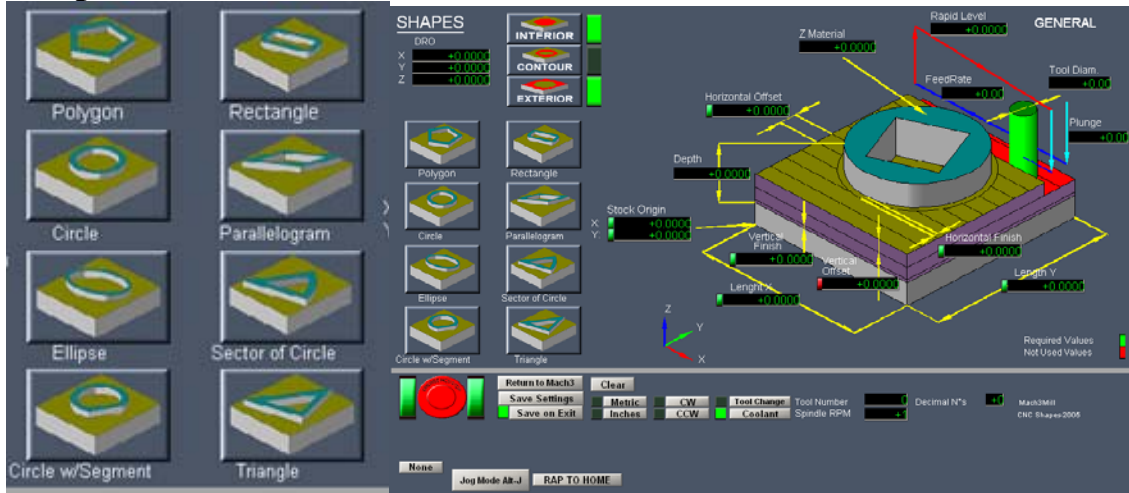
MACH 3 - WIZARD LIST

Write

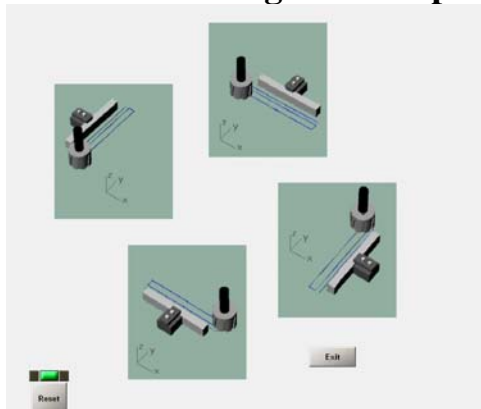


MACH 3 - WIZARD LIST

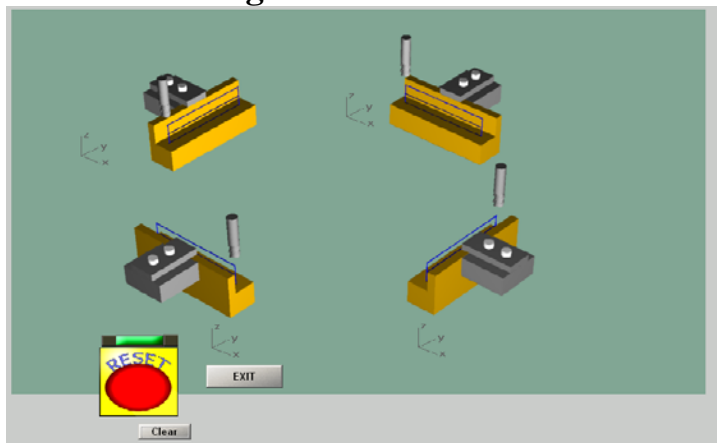
Shapes



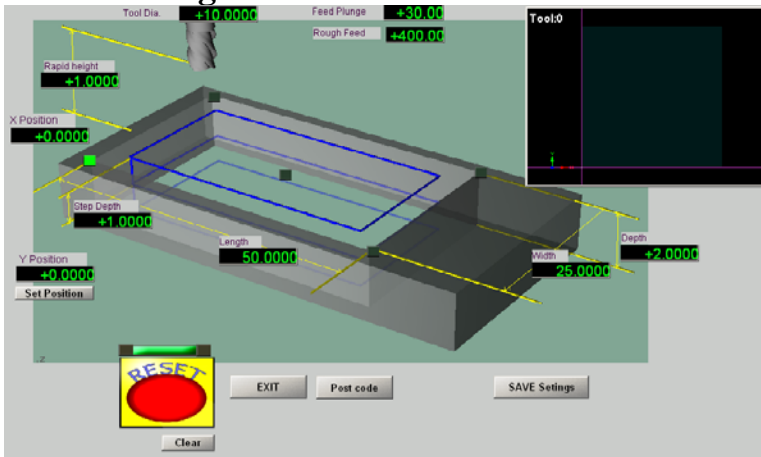
Side Cleaning - Full Depth




Side Slotting



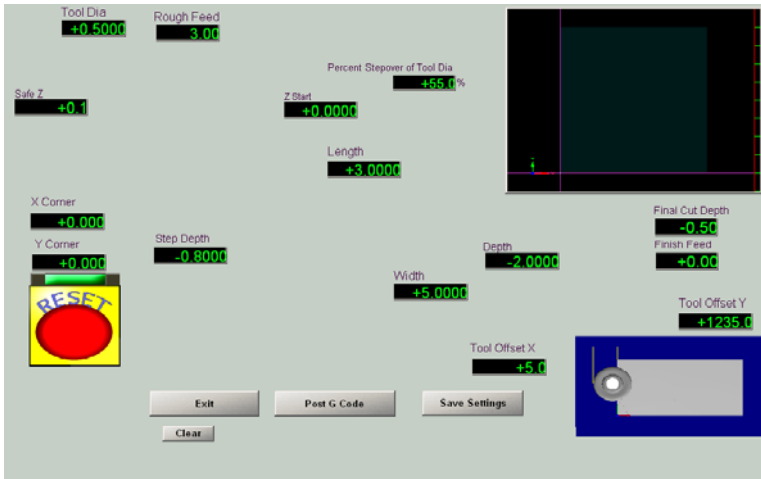
Slot Cutting



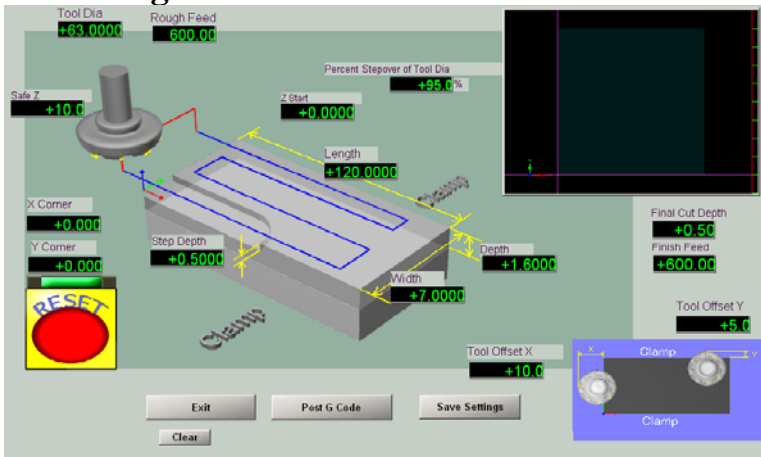
Slotting Thru



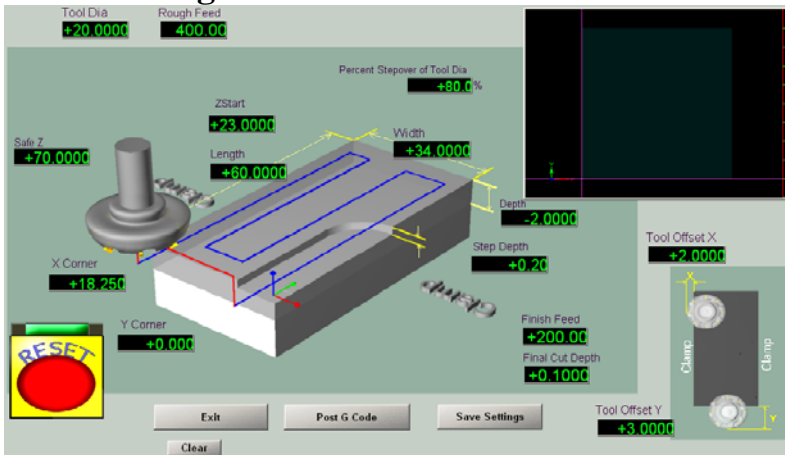
Surface



Surfacing with tool down in X



Surfacing with tool down in Y



Thread Milling

